

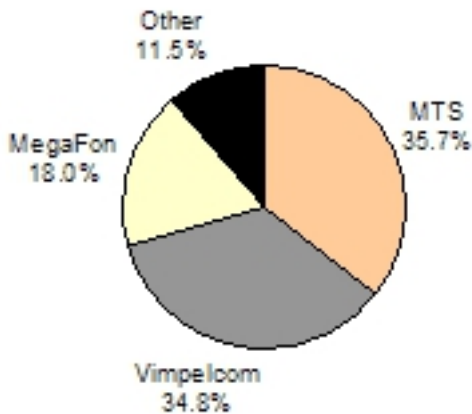
We estimate total number of Russian cellular customers at 78.26 mln as of January 31, 2005. Net additions in Russia were 3.9 mln, 55% decrease compared to December 2004 and 44% increase compared to January 2004.

Russian Mobile Subscribers

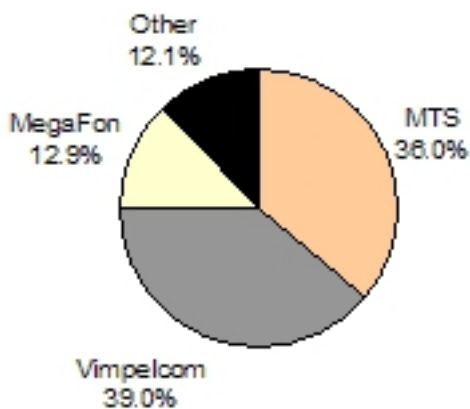
Mobile Subscribers	January 31, 2005	December 31, 2004
Total Russia	78,260,000	73,855,000
Penetration	53.9%	50.9%
Moscow	17,617,682	16,854,605
Penetration	103.7%	99.2%
St.Petersburg	5,797,703	5,644,334
Penetration	91.4%	89.0%
Subscribers outside Moscow and St.Pete	54,844,615	51,356,061
Penetration	45.0%	42.1%

Please note that we have revised upward our December 2004 figure due to more detailed information available.

**Russian Cellular
Market Breakdown, January 2005**



**Russian Net Additions,
January 2005**



Top 10 Mobile Operators

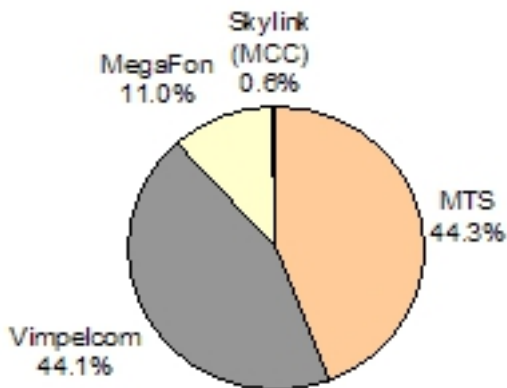
#	Company	January 31, 2005	December 31, 2004
1	MTS	37,220,000	35,395,000
	Moscow	7,800,000	7,470,000
	Ukraine (UMC)	7,730,000	7,400,000
	Belarus	1,270,000	1,215,000
	Uzbekistan	320,000	310,000
2	Vimpelcom	28,245,000	26,550,000
	Moscow	7,775,000	7,475,000
	Kazakhstan	995,000	859,000
3	MegaFon	14,153,090	13,647,807
	Moscow	1,941,776	1,817,314
	Tajikistan	48,624	47,891
4	Uralsvyazinform	2,167,800	2,058,100
5	SMARTS Group	1,905,100	1,815,000
6	Sibirtelecom	1,029,742	1,001,900
7	N.Novgorod Cellular	725,000	656,441
8	Ekaterinburg Cellular Communications - MOTIV	440,000	405,467
9	New Telephone Company	280,810	262,205
10	Skylink	196,000	190,200

**Moscow and St.Petersburg
Moscow License Area**

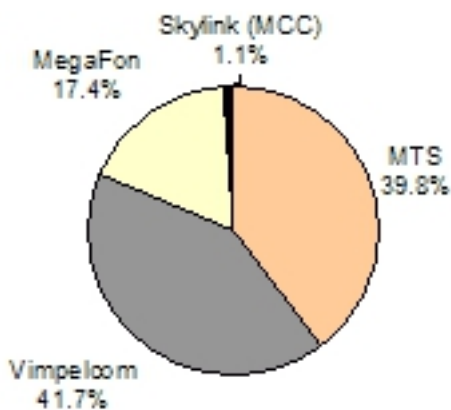
MTS keeps the leading position in Moscow with Vimpelcom running very closely behind. MegaFon's market share remained stable at 11%.

Moscow Market Breakdown

January 31, 2005



Net Additions in Moscow,
January 2005

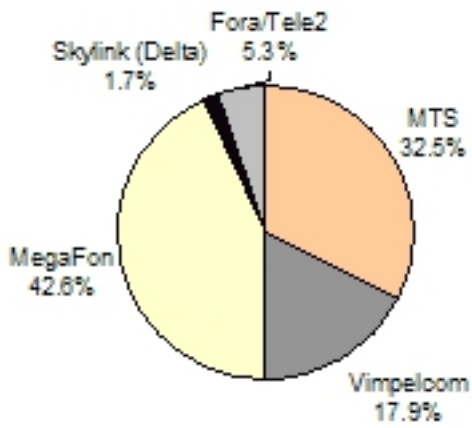


St.Petersburg and Leningrad Region

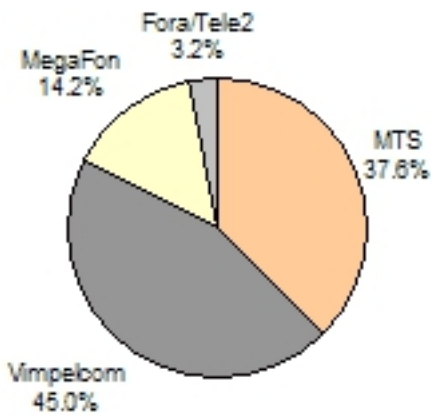
In January 2004 Vimpelcom attracted the largest number of customers in St.Petersburg and in the regions outside the capitals.

St. Petersburg Market Breakdown

January 31, 2005



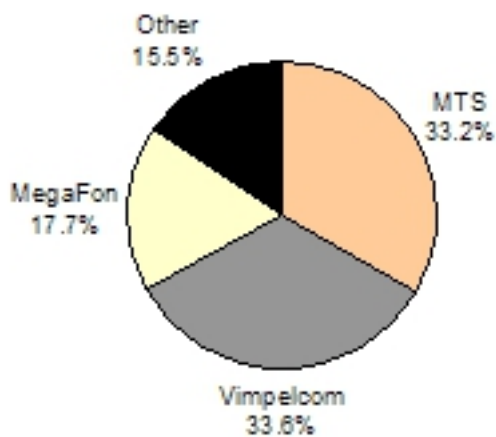
Market Breakdown in St. Petersburg



Regions outside Moscow and St. Pete

Regional Market Breakdown

January 31, 2005



Regional Net Additions

January 2005

Moscow Cellular Penetration is Over 100%

Tuesday, 15 February 2005 18:30

