

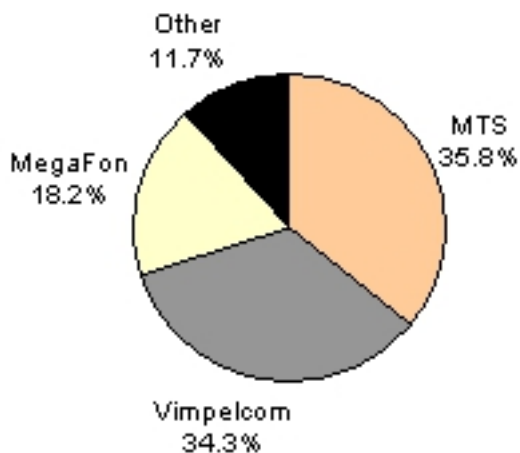
The number of Russian cellular customers grew 4% in April to reach 89.3 mln (3.7 mln net adds, slightly less than in March when 3.9 new subscribers were added). SIM-card penetration was at 62% as of April 30, 2005, compared to 31% in April 2004 and 51% at the end of 2004.

**Russian Mobile Subscribers**

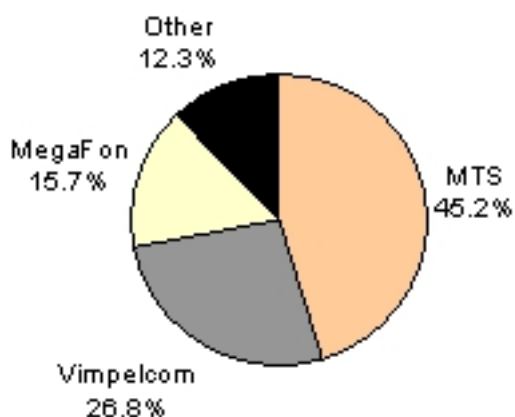
Mobile Subscribers	April 30, 2005	March 31, 2005
Total Russia	89,275,000	85,560,000
Penetration*	61.5%	58.9%
Moscow	19,139,425	18,608,083
Penetration*	112.7%	109.6%
St.Petersburg	6,220,025	6,053,309
Penetration	98.1%	95.5%
Subscribers outside Moscow and St.Pete	60,915,550	60,898,608
Penetration	52.5%	50.0%

*\* Please note that penetration figures are calculated based on official data from 2002 population census (17 mln for Moscow and 6.3 mln for St.Pete). Reportedly, the population in Moscow License Area reaches as high as 23-25 mln while St.Pete License Area population figure is above 7 mln.*

**Russian Cellular  
Market Breakdown, April 2005**



**Russian Net Additions,  
April 2005**



**Top 10 Mobile Operators**

#	Company	April 30, 2005	March 31, 2005
1	MTS	42,084,667	40,085,000
	Moscow	8,393,216	8,114,377
	Ukraine (UMC)	8,325,515	8,079,556
	Belarus	1,455,919	1,396,380
	Uzbekistan	369,625	351,974
2	Vimpelcom	31,809,000	30,750,000
	Moscow	8,267,500	8,120,000
	Kazakhstan	1,195,000	1,131,000
3	MegaFon	16,269,861	15,684,945
	Moscow	2,348,716	2,255,879
	Tajikistan	51,329	50,138
4	Uralsvyazinform	2,480,000	2,400,000
5	SMARTS Group	2,150,000	2,101,000
6	Tele2	1,590,000	1,490,000
7	Sibirtelecom	1,267,622	1,198,255
8	N.Novgorod Cellular	826,556	798,036
9	Ekaterinburg Cellular Communications - MOTIV	507,665	509,384
10	New Telephone Company	345,670	326,770

Both Vimpelcom and MegaFon showed somewhat modest results in April compared to MTS,

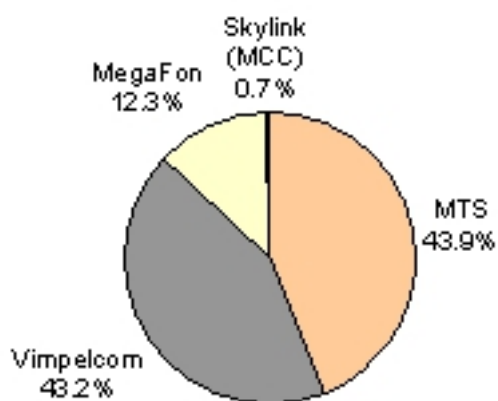
which was the unquestionable leader in net additions in Moscow, St.Petersburg and the regions.

## Moscow and St.Petersburg

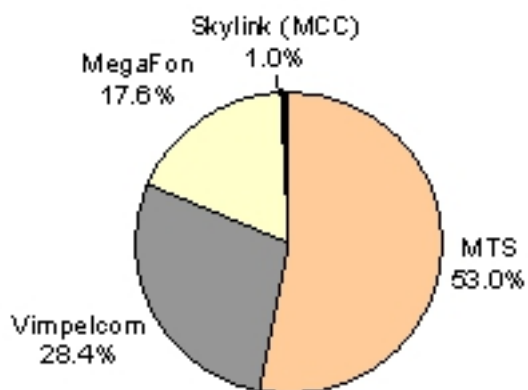
### Moscow License Area

#### Moscow Market Breakdown

April 30, 2005



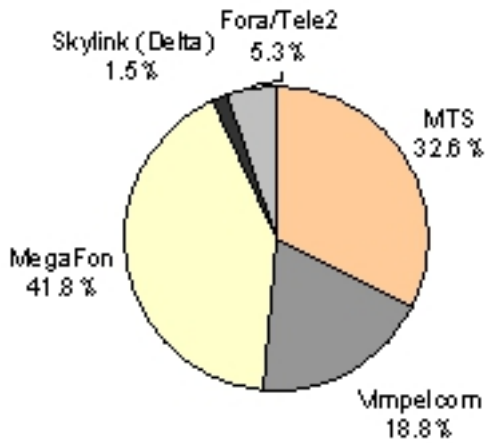
#### Net Additions in Moscow, April 2005



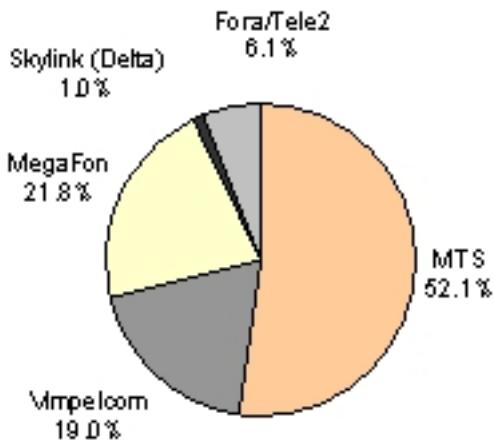
## St.Petersburg and Leningrad Region

### St. Petersburg Market Breakdown

April 30, 2005



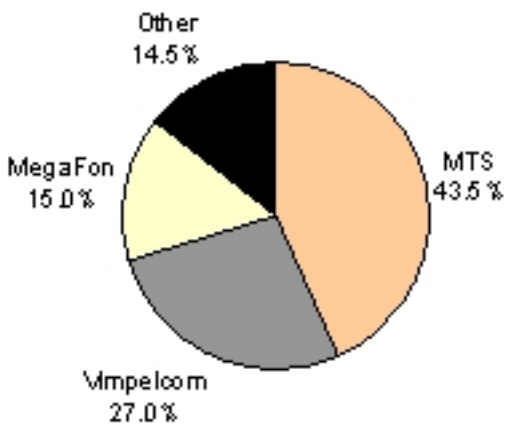
**Net Additions in St. Petersburg**



**Regions outside Moscow and St. Pete**

**Regional Market Breakdown**

April 30, 2005



**Regional Net Additions**

April 2005

